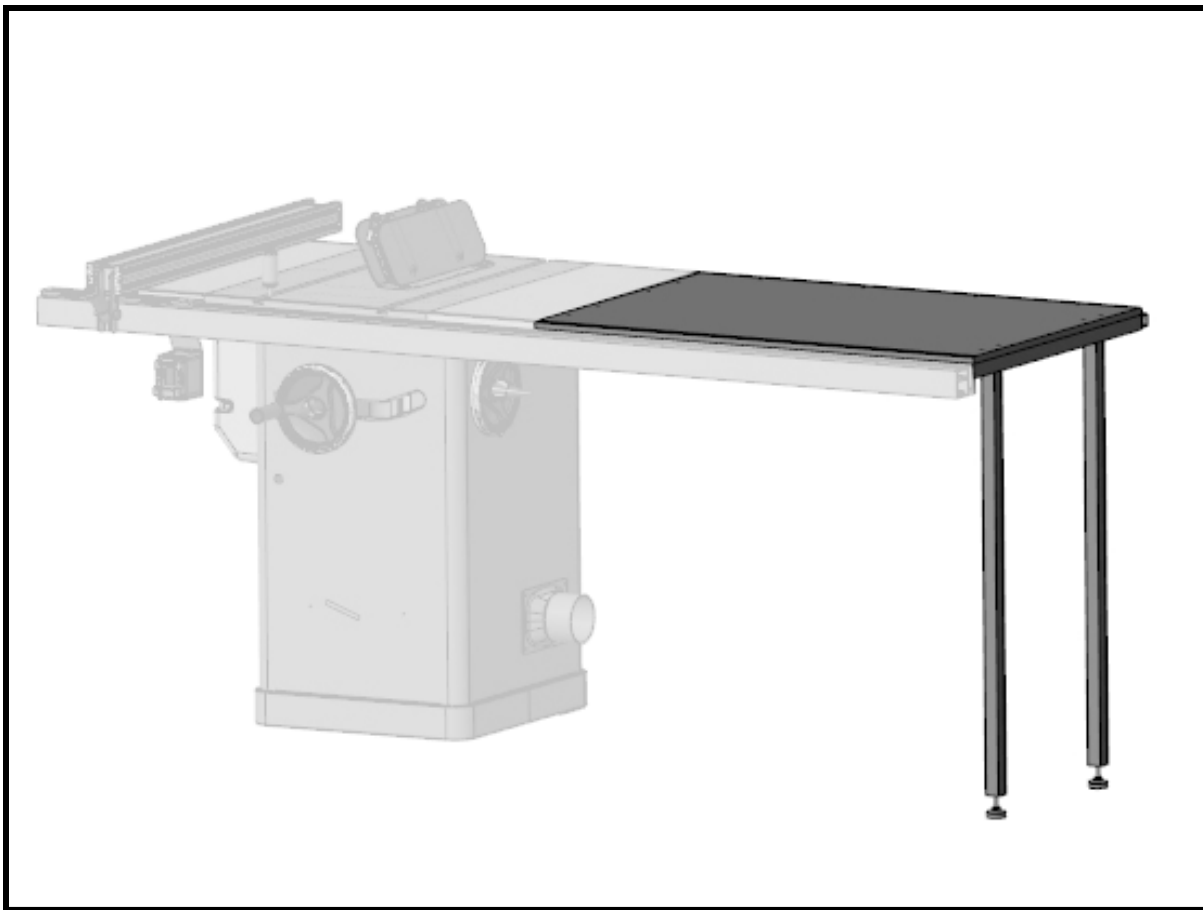




**MODEL CX212EXT  
EXTENSION TABLE FOR CX212  
USER MANUAL**



**COPYRIGHT © 2018 BY CRAFTEX INDUSTRIES INC.** NO PORTION OF THIS MANUAL MAY BE PRODUCED WITHOUT THE WRITTEN CONSENT OF CRAFTEX INDUSTRIES INC.



Version 1.0

# INSTALLATION

Attach the extension table to the main table and secure it using screws and washers provided.

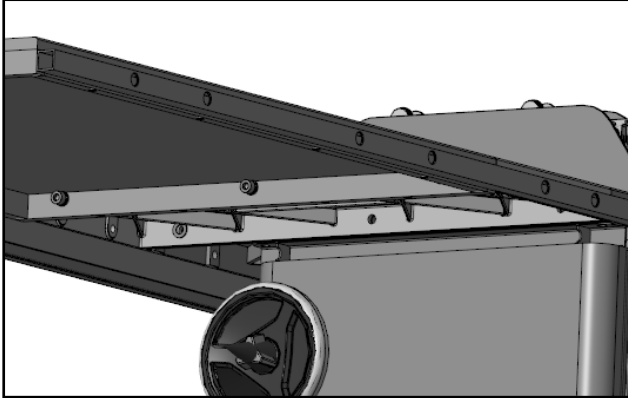


Figure-1 Securing the extension table to the main table

Attach the front and the rear rails to the main table and the extension table using screws and washers provided.

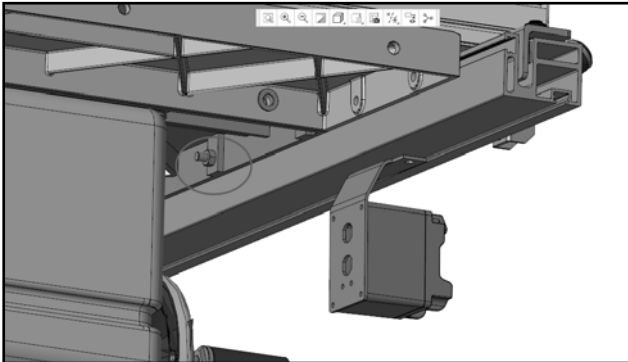


Figure-2 Fence rails installed to the main table and the extension table

Secure the legs to the extension table as shown in figure-3 and secure it using screws and washers provided.

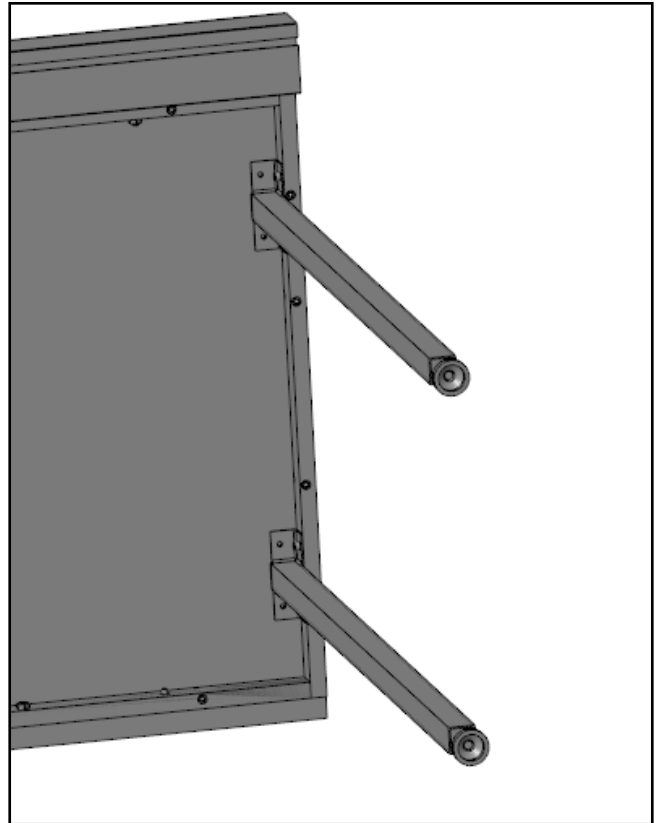


Figure-3 Legs secured to the extension table

The legs have adjustable foot pads which helps to adjust the height.

Loosen the lock nut on the foot pad and adjust the height of the leg so that it is touching the floor. Tighten the lock nut.

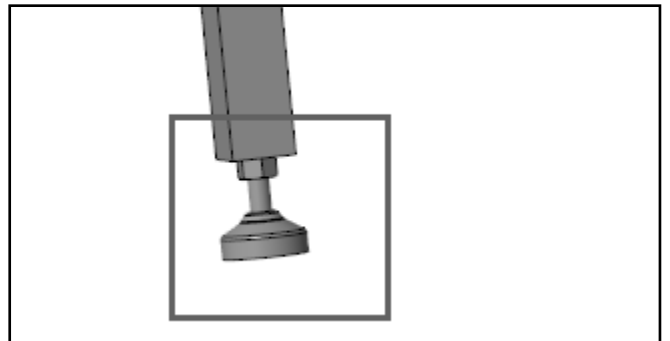
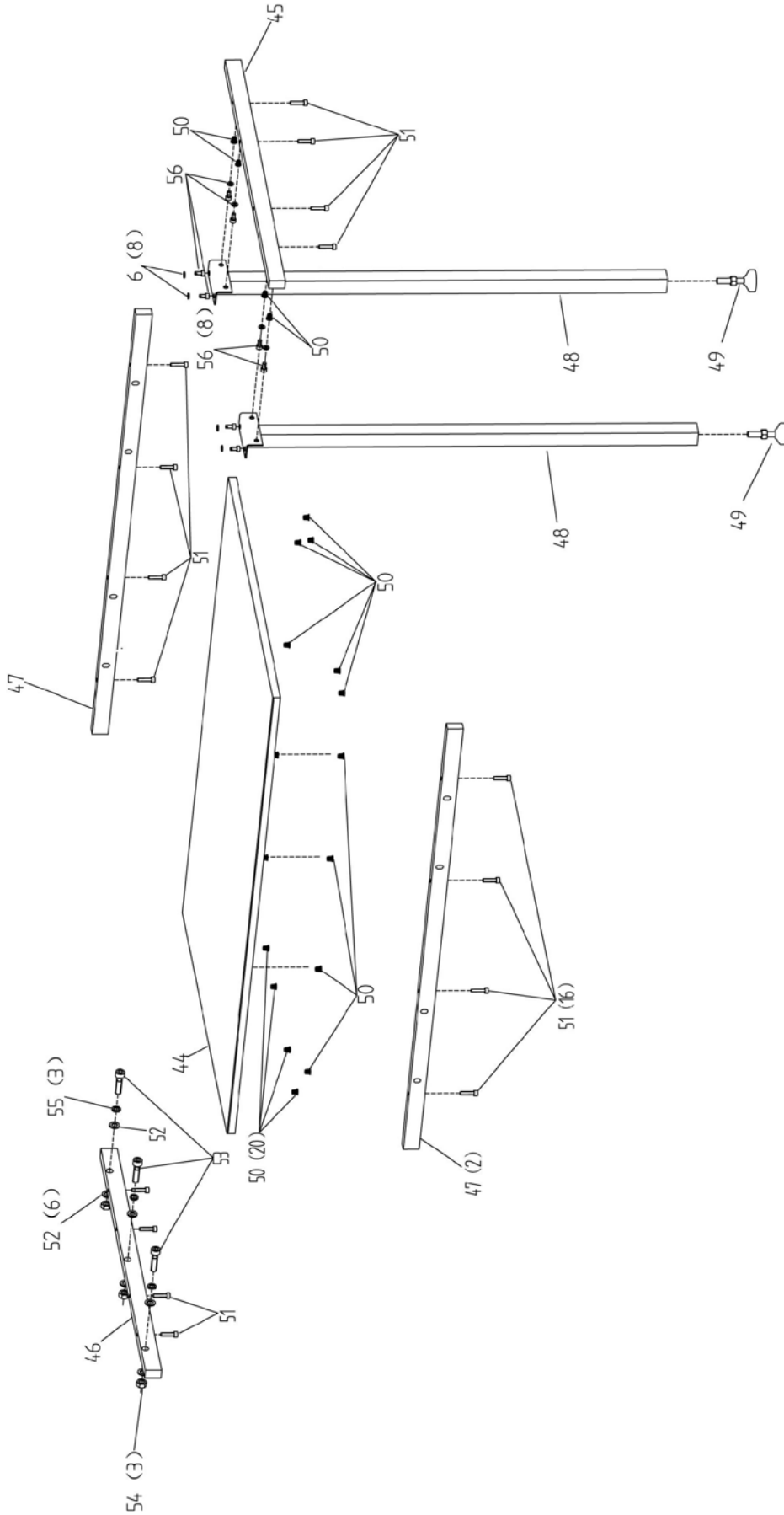


Figure-4 Adjusting height of the extension table leg

# CX212 EXT PARTS DIAGRAM



## CX212 EXT PARTS DIAGRAM

<b>NO.</b>	<b>DESCRIPTION</b>	<b>QUANTITY</b>
44	Table	1
45	Table Front Plate	1
46	Table Rear Plate	1
47	Table Plate (Right and Left)	2
48	Support Leg	2
49	Foot Pad	2
50	Nut	24
51	Screw M6x35	16
52	Washer	6
53	Screw M10*40	3
54	Nut M10	3
55	Spring Washer	3
56	Screw M6x12	8



## WARRANTY

### CRAFTEX 3 YEAR LIMITED WARRANTY

Craftex warrants every product to be free from defects in materials and agrees to correct such defects where applicable. This warranty covers **three years** for parts and 90 days for labour (unless specified otherwise), to the original purchaser from the date of purchase but does not apply to malfunctions arising directly or indirectly from misuse, abuse, improper installation or assembly, negligence, accidents, repairs or alterations or lack of maintenance.

*Proof of purchase is necessary.*

All warranty claims are subject to inspection of such products or part thereof and Craftex reserves the right to inspect any returned item before a refund or replacement may be issued.

This warranty shall not apply to consumable products such as blades, bits, belts, cutters, chisels, punches etceteras.

Craftex shall in no event be liable for injuries, accidental or otherwise, death to persons or damage to property or for incidental contingent, special or consequential damages arising from the use of our products.

### **RETURNS, REPAIRS AND REPLACEMENTS**

To return, repair, or replace a Craftex product, you must visit the appropriate Busy Bee Tools showroom or call 1-800-461-BUSY. Craftex is a brand of equipment that is exclusive to Busy Bee Tools.

For replacement parts directly from Busy Bee Tools, for this machine, please call 1-800-461-BUSY (2879), and have your credit card and part number handy.

- All returned merchandise will be subject to a minimum charge of 15% for re-stocking and handling with the following qualifications.
- Returns must be pre-authorized by us in writing.
- We do not accept *collect* shipments.
- Items returned for warranty purposes must be insured and shipped pre-paid to the nearest warehouse
- Returns must be accompanied with a copy of your original invoice as proof of purchase. Returns must be in an un-used condition and shipped in their original packaging a letter explaining your reason for the return. Incurred shipping and handling charges are not refundable.
- Busy Bee will repair or replace the item at our discretion and subject to our inspection.
- Repaired or replaced items will be returned to you pre-paid by our choice of carriers.
- Busy Bee reserves the right to refuse reimbursement or repairs or replacement if a third party without our prior authorization has carried out repairs to the item.
- Repairs made by Busy Bee are warranted for 30 days on parts and labour.
- Any unforeseen repair charges will be reported to you for acceptance prior to making the repairs.
- The Busy Bee Parts & Service Departments are fully equipped to do repairs on all products purchased from us with the exception of some products that require the return to their authorized repair depots. A Busy Bee representative will provide you with the necessary information to have this done.
- For faster service it is advisable to contact the nearest Busy Bee location for parts availability prior to bringing your product in for repairs.